

**in\$omnia**

**Different  
ways to get  
TRAFFIC**

**Grow your business**

## Introduction

If you have a website from which you are trying to make money, you must have visitors to that site in order to do so. It is a little like having a store in the local high street or shopping mall. If no-one ever finds your store and wanders inside, then it does not matter how classy your products are, or how competitive your prices, you will never make any sales until you start pulling in potential customers.

The same rules apply in the world of online business. No visitors to your site is exactly the same as no potential customers walking into your real world store and no sales.

Therefore, you need to adopt tactics and methods that will make sure that your site enjoys hundreds or perhaps even thousands of visitors a day.

There are lots of different ways of doing this, and once your business becomes better established, you should use every traffic generation tactic that you know of to maximize the number of visitors that you enjoy.

However, some of the quickest and most effective ways of getting people to visit your sales page are the ones that cost money as well, and that may be money that you don't have available right now.

Let's not waste the time and right now I will be explaining few methods to get unlimited free traffic to your website, blog, fan page, product or link.

## Method - 1

# Free Unlimited Traffic to your website or YouTube Video (Boost SEO Rank Fast)

1. Requirement (Free Sign up here): [Click Here](#)

2. Once you are logged in. On the left, you will see "Earn Credits" Tab. Once you will click on this tab, a new tab will open and Auto surfing will automatically start. This process will earn you Credits. Whenever you surf internet, I advise you to open auto surfing and do whatever you are doing. It will save your time and earn you lots of Credits.

3. After doing Auto surfing, you should have lots of Credits in your account, now it's time to redeem those to divert traffic to your Website or YouTube video.

4. on the left, Click "**Your Account**" tab. At the bottom of the page in the center, you will see "**Add a Site**" Tab. Click on it and add your **Website URL** or **YouTube video URL** to get traffic.

5. This website has lots of registered users. And you get really UNIQUE TRAFFIC from it. I am already using this method from last 2 years. You can also check the same by putting Google Analytics or Stat counter code on your website. I am a SEO/SEM/SMO professional, would like to share a method to get ranked on any Search engine quickly. If your website is SEO optimized properly (in terms of on page SEO) and your website doesn't have any traffic.

Get traffic to your website via this method for a month. And you will see yourself that your website will come in search soon. I did this for many, and I got the result every time.

**Advantages of this method:**

1. You can get up to 3000 unique visitors daily and 100 visitors per hour (There is an option to set limit for an hour)
2. You can add YouTube videos as well. And you can get up to 1500 views per day on your video.

## Method - 2

### Free Unlimited Facebook Fan Page Likes, Twitter Followers etc.

- 1. Requirement (Free Sign up here):** [Click Here](#)
2. Once you are logged in. On the top, you will see several tabs of Facebook, Twitter, Pinterest, Instagram etc.
3. it's the simplest way to get Facebook Fan Page Likes, Subscribers, Twitter Followers etc. You just have to earn points by liking others Fan Pages, following others account etc.
4. Once you have enough points in your account, redeem those points by adding your Facebook Fan Page, Twitter Profiles etc.
5. There are many similar websites, and I have registered on many other websites also. However this website is the best to get the fastest likes and followers, as it has lots of registered users.

## Method - 3


### The Easiest and Simplest Method Ever to get traffic to your website, blog, product etc.

- 1. Requirement:** You should have a Facebook account
2. It might be possible that some of you know about it, however I thought it to share with you all. It might help to some.
3. There are many open groups on Facebook with millions of members, you have to join them. After joining them, you can post your Fan page URL, Website URL, Blog URL or Product URL to get live and instant traffic.
4. The best part is this, that you will get Facebook groups on every niche, so join the group which is related to your website, blog, Fan Page or Product.

#### 5. How to join Facebook groups?

**Example:** If your website, blog, Fan Page or Product is related to SEO. Then you just have to type **Find all groups named "seo"** in the search bar. See below screenshot for more clarifications.

Find all groups named "seo"




**SEO**  
Open Group

SEO Group is a discussion about SEO (Search engine optimization) . We don't allow Spamming. This group is crea...

14,377 members

Mahendra, Qamar Mahmood and 2 other friends are in this group




**How to Learn SEO?**  
Closed Group

Free Live SEO Tools www.liveseotools.com How to Learn SEO/SMO/SEM? http://seowebsiteslist.blogspot.com

5,290 members

Rajesh Bhandari, Frodo Kang and 470 other friends are in this group



**SEO JOBS**  
Open Group

Find and Post your SEO Jobs or requirements from anywhere...

14,291 members

av, Mahendra and 3 other friends are in this group

**More Than 1,000 Groups**

Membership

Privacy

Name

About

As I have been using this method since last many years. I found some active Facebook groups, where you can promote any website or blog, Join these and get viral on Facebook.

- <https://www.facebook.com/groups/1828651734076005>
- <https://www.facebook.com/groups/531752773523381/>
- <https://www.facebook.com/groups/biggestwhatsappgroup/>
- <https://www.facebook.com/groups/260235157519576>
- <https://www.facebook.com/groups/howtolearnseo>
- <https://www.facebook.com/groups/333374360202018>
- <https://www.facebook.com/groups/tummerehoclub/>
- <https://www.facebook.com/groups/advertiseforfreenow>
- <https://www.facebook.com/groups/580684775299797>
- <https://www.facebook.com/groups/adsenseyoutubetips>
- <https://www.facebook.com/groups/likesexchangebot>
- <https://www.facebook.com/groups/714982475258410>
- <https://www.facebook.com/groups/virtualband.net>

<https://www.facebook.com/groups/arpitkothari>  
<https://www.facebook.com/groups/ziddilarky>  
<https://www.facebook.com/groups/onlineadsense>  
<https://www.facebook.com/groups/1762397437372875>  
<https://www.facebook.com/groups/seoguidance>  
<https://www.facebook.com/groups/1126538094031275>  
<https://www.facebook.com/groups/609816429211043>  
<https://www.facebook.com/groups/405007306349003>  
<https://www.facebook.com/groups/1055058474610352>  
<https://www.facebook.com/groups/1828651734076005>  
<https://www.facebook.com/groups/185726518264494>  
<https://www.facebook.com/groups/634667253357159>  
<https://www.facebook.com/groups/822425987891371>  
<https://www.facebook.com/groups/330187813816748>  
<https://www.facebook.com/groups/jokesonlyjokes>  
<https://www.facebook.com/groups/471880379678402>  
<https://www.facebook.com/groups/400705779987910>  
<https://www.facebook.com/groups/1263323837045277>  
<https://www.facebook.com/groups/337169919790927>  
<https://www.facebook.com/groups/269686063379952>  
<https://www.facebook.com/groups/1574116196194340>  
<https://www.facebook.com/groups/itxmehar>  
<https://www.facebook.com/groups/472682712899378>  
<https://www.facebook.com/groups/pyarkadard.alam>  
<https://www.facebook.com/groups/839267199454673>  
<https://www.facebook.com/groups/743123552483499>  
<https://www.facebook.com/groups/1567379313569896>  
<https://www.facebook.com/groups/ArvindSah>  
<https://www.facebook.com/groups/PromotewithAli>  
<https://www.facebook.com/groups/1551372145102288>  
<https://www.facebook.com/groups/544210472418851>  
<https://www.facebook.com/groups/csscurrentaffairs>



Once you will join above given groups. You will get more and more suggestions for new groups.

There are many more groups on Facebook. You can search for Groups depending on your website niche.

I hope these methods will work for you all..

**ENJOY...**

**Read More: <https://www.learnseo.pro>**